

HiTrap IgY Purification HP

HiTrap™ IgY Purification HP is a 5 ml prepacked column designed for fast and easy purification of IgY from egg yolk. This ready to use column enables convenient purification of IgY.

A separation can be easily achieved using a liquid chromatography system such as ÄKTAdesign™.

A peristaltic pump or syringe, together with the supplied Luer adapter, can also be used for purification of IgY.

- Fast and easy purification of IgY from egg yolk
- Good purity and recovery
- Convenient to use
- Easy to use with a syringe, peristaltic pump or chromatographic system, such as ÄKTAdesign

Medium characteristics

HiTrap IgY Purification HP columns are packed with a thiophilic adsorption medium, 2-mercaptopyridine coupled to Sepharose™ High Performance. Thiophilic adsorption is promoted by water-structuring salts. The interaction between protein and ligand is considered to result from a combined electron donating and accepting action of the ligand or alternatively as a mixed mode hydrophilic-hydrophobic interaction.

The base matrix is a rigid, highly cross-linked, beaded agarose with good flow properties and great physical and chemical stability.

The main application of HiTrap IgY Purification HP is purification of IgY from egg yolk.



Fig 1. Prepacked 5 ml HiTrap IgY Purification HP.

Column characteristics

HiTrap IgY Purification HP is a 5 ml column made of polypropylene, a material which is biocompatible and does not interact with biomolecules. The top and bottom frits are manufactured from porous polyethylene. The column is delivered with a stopper on the inlet and a twist-off end on the outlet. Connectors for usage with different chromatography systems and other equipment are included.

The characteristics of HiTrap IgY Purification HP are shown in Table 1.



Table 1. HiTrap IgY Purification HP characteristics.

Column volume	5 ml
Column dimensions, i.d. × h	1.6 × 2.5 cm
Ligand	2-mercaptopyridine
Ligand concentration	3 mg/ml
Binding capacity	100 mg pure IgY/column 1/4 egg yolkl/column
Average particle size	34 µm
Bead structure	highly cross-linked spherical agarose
Recommended flow rate	5 ml/min
Maximum flow rate *	20 ml/min
Maximum back pressure	0.3 MPa, 3 bar
pH stability **	
Long term	3–11
Short term	2–13
Temperature stability	
Regular use	4°C to room temperature
Storage	4°C to 8°C
Storage buffer	20% ethanol

* Room temperature, aqueous buffers

** The ranges given are estimates based on our knowledge and experience. Please note the following:

- *pH stability, long term* refers to the pH interval where the medium is stable over a long period of time without adverse effects on its subsequent chromatographic performance.
- *pH stability, short term* refers to the pH interval for cleaning.

One-step separation of IgY

Purifying IgY is a fast and easy procedure with HiTrap IgY Purification HP – prepare the sample, apply the sample to the column, wash and elute the IgY. See Figure 2 for usage with a syringe. For larger samples, several columns can easily be connected in series (backpressure will increase). For a fast and simple start, easy-to-follow instructions covering both sample preparation and method optimization are supplied with the column.

Operation

As for all HiTrap columns, HiTrap IgY Purification HP is convenient to use. A set of connectors is supplied with the column to enable easy connection to a syringe, peristaltic pump, or liquid chromatography system such as ÄKTAdesign.

Columns cannot be opened and repacked.

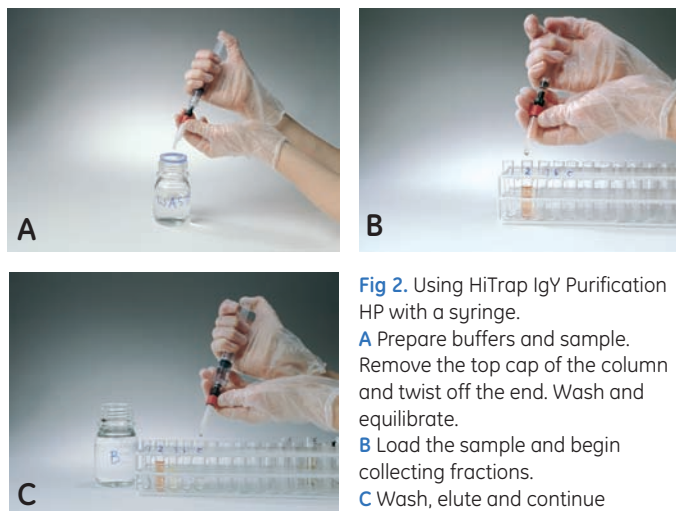


Fig 2. Using HiTrap IgY Purification HP with a syringe.

A Prepare buffers and sample. Remove the top cap of the column and twist off the end. Wash and equilibrate.
B Load the sample and begin collecting fractions.
C Wash, elute and continue collecting fractions.

High purity and recovery

The purity of the IgY obtained after a single-step separation on HiTrap IgY Purification HP is usually more than 70%. As an example, the recovery of α -Hb IgY was approximately 80%, see Figures 3 and 4.

Applications

The lipids from an egg yolk were removed by precipitation with water and centrifugation at 4°C.

One quarter of an egg yolk was applied to HiTrap IgY Purification HP, the column was washed and IgY was eluted in a single step with sodium phosphate buffer. Remaining lipids and other impurities were washed out with 30% isopropanol, see Figure 3.

Purity of the IgY was checked with SDS-PAGE and the results show a purity of more than 70%, see Figure 4.

Recovery of the α -Hb IgY applied to the column was high, approximately 80%, as shown in Table 2.

Sample: 45 ml of egg yolk extract (corresponding to 1/4 of an egg yolk) containing α -Hb IgY, filtered through a 0.45 μ m filter
Column: HiTrap IgY Purification HP 5 ml
Binding buffer: 20 mM sodium phosphate buffer, 0.5 M potassium sulfate, pH 7.5
Elution buffer: 20 mM sodium phosphate buffer, pH 7.5
Cleaning buffer: 20 mM sodium phosphate buffer, 30% isopropanol, pH 7.5
Flow rate: 5 ml/min
Instrumentation: ÄKTAexplorer™ 10S

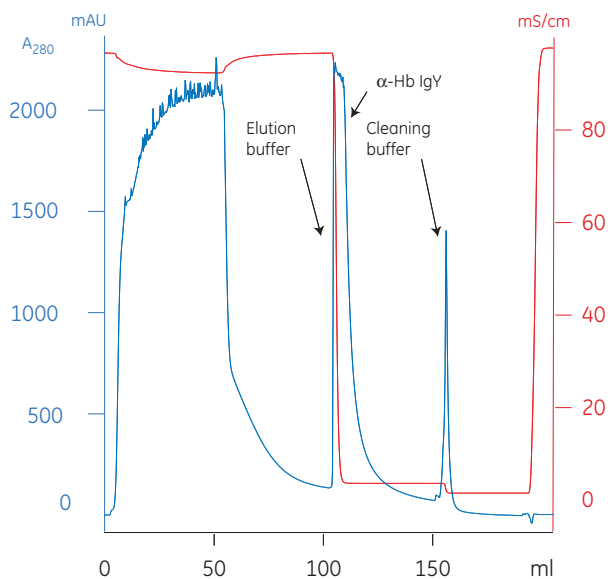


Fig 3. Purification of IgY on HiTrap IgY Purification HP.

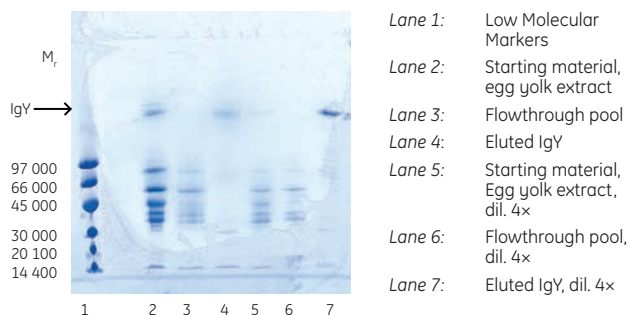


Fig 4. SDS-PAGE of unreduced samples on PhastSystem™, using PhastGel™ 4–15%, Coomassie™ Blue staining.

Table 2. Recovery of α -Hb IgY from HiTrap IgY Purification HP.

Sample	α -Hb IgY conc. (μ g/ml)	Volume (ml)	Recovery (%)
Egg yolk extract	3.3	45	100
Flow-through pool	n.d.*	60	n.d.
Eluate	5.8	20	78

* n.d. = not detectable

Ordering information

Product	Quantity	Code No.
HiTrap IgY Purification HP	1 \times 5 ml	17-5111-01

Accessories	Quantity	Code No.
1/16" male/Luer female*	2	18-1112-51
Tubing connector flangeless/M6 female*	2	18-1003-68
Tubing connector flangeless/M6 male*	2	18-1017-98
Union 1/16" female/M6 male*	6	18-1112-57
Union M6 female /1/16" male	5	18-3858-01
Union Luerlock female/M6 female	2	18-1027-12
HiTrap/HiPrep, 1/16" male connector for ÄKTA design	8	28-4010-81
Stop plug female, 1/16"†	5	11-0004-64
Fingertight stop plug, 1/16"‡	5	11-0003-55

* One connector included in each HiTrap package

† Two, five, or seven female stop plugs included in HiTrap packages, depending on products

‡ One fingertight stop plug is connected to the top of each HiTrap column

Related literature	Quantity	Code No.
Antibody Purification Handbook	1	18-1037-46
Affinity Chromatography handbook, Principles and Methods	1	18-1022-29
Affinity Chromatography Columns and Media, Selection Guide	1	18-1121-86
Convenient Protein Purification HiTrap Column Guide	1	18-1129-81

www.gehealthcare.com/hitrap
www.gehealthcare.com/protein-purification

GE Healthcare Bio-Sciences AB
Björkgatan 30
751 84 Uppsala
Sweden

GE, imagination at work and GE monogram are trademarks of General Electric Company.

ÅKTAdesign, ÅKTExplorer, Drop Design, HiTrap, PhastGel, PhastSystem and Sepharose are trademarks of GE Healthcare companies.

All third party trademarks are the property of their respective owners.

© 1997-2007 General Electric Company – All rights reserved.
First published Mar. 1997

All goods and services are sold subject to the terms and conditions of sale of the company within GE Healthcare which supplies them. A copy of these terms and conditions is available on request. Contact your local GE Healthcare representative for the most current information.

GE Healthcare Europe GmbH
Munzinger Strasse 5, D-79111 Freiburg, Germany

GE Healthcare UK Ltd
Amersham Place, Little Chalfont, Buckinghamshire, HP7 9NA, UK

GE Healthcare Bio-Sciences Corp
800 Centennial Avenue, P.O. Box 1327, Piscataway,
NJ 08855-1327, USA

GE Healthcare Bio-Sciences KK
Sanken Bldg. 3-25-1, Hyakunincho, Shinjuku-ku,
Tokyo 169-0073, Japan

Asia Pacific T +85 65 62751830 F +85 65 62751829 • Australasia T +61 2 8820 8299 F +61 2 8820 8200 • Austria T 01 /57606 1613 F 01 /57606 1614 • Belgium T 0800 73 890 F 02 416 8206 • Canada T 1 800 463 5800 F 1 800 567 1008 • Central & East Europe T +43 1 972 720 F +43 1 972 722 750 • Denmark T +45 70 25 24 50 F +45 45 16 2424 • Eire T 1 800 709992 F +44 1494 542010 • Finland & Baltics T +358 9 512 3940 F +358 9 512 39439 • France T 01 69 35 67 00 F 01 69 41 98 77 Germany T 0800 9080 711 F 0800 9080 712 • Greater China T +852 2100 6300 F +852 2100 6338 • Italy T 02 26001 320 F 02 26001 399 • Japan T 81 3 5331 9336 F 81 3 5331 9370 • Korea T 82 2 6201 3700 F 82 2 6201 3803 • Latin America T +55 11 3933 7300 F +55 11 3933 7304 • Middle East & Africa T +30 210 96 00 687 F +30 210 96 00 693 • Netherlands T 0800-82 82 82 1 F 0800-82 82 82 4 • Norway T +47 815 65 777 F +47 815 65 666 • Portugal T 21 417 7035 F 21 417 3184 • Russia, CIS & NIS T +7 495 956 5177 F +7 495 956 5176 • Spain T 902 11 72 65 F 935 94 49 65 • Sweden T 018 612 1900 F 018 612 1910 • Switzerland T 0848 8028 10 F 0848 8028 11 • UK T 0800 515 313 F 0800 616 927 • USA T +1 800 526 3593 F +1 877 295 8102

